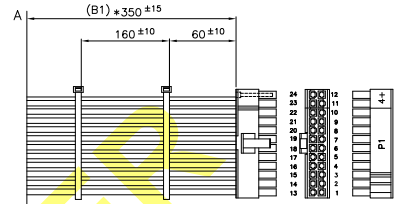
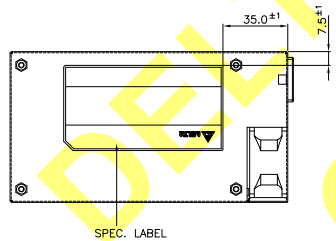
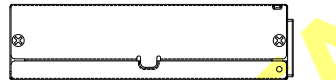
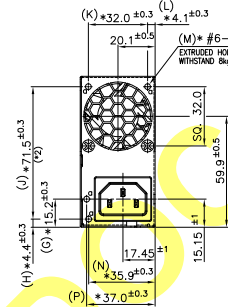
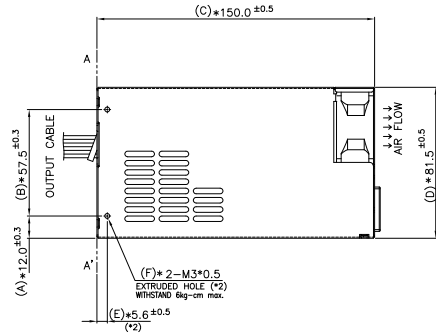
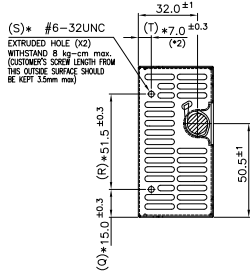
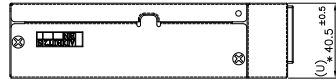
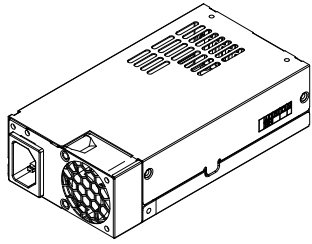
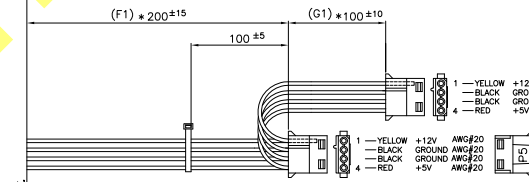
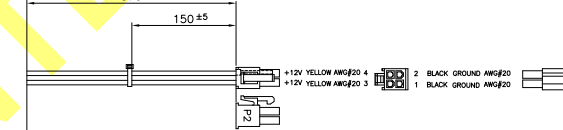


DC OUTPUT CABLE



P1(20+4 Pin)					
1	ORANGE	+3.3V	AWG #20 13#	ORANGE	+3.3V AWG #20
2	ORANGE	+3.3V	AWG #20 14	NC	
3	BLACK	GND	AWG #20 15	BLACK	GND AWG #20
4	RED	+5V	AWG #20 16	GREEN	PS-ON AWG #22
5	BLACK	GND	AWG #20 17	BLACK	GND AWG #20
6	RED	+5V	AWG #20 18	BLACK	GND AWG #20
7	BLACK	GND	AWG #20 19	BLACK	GND AWG #20
8	GRAY	PG	AWG #22 20	NC	
9	PURPLE	+5VSB	AWG #20 21	RED	+5V AWG #20
10	YELLOW	+12V	AWG #20 22	RED	+5V AWG #20
11	YELLOW	+12V	AWG #20 23	RED	+5V AWG #20
12	ORANGE	+3.3V	AWG #20 24	BLACK	GND AWG #20



CONNECTOR	HOUSING	TERMINAL
P1	JWT C4202H02-A4PA+	JWT C4202TOP-2
	JWT C4202H02-A20PA	JWT C4202TOP-2e-HCS
	YIYI H6657-204MNB+	YIYI T6656-72F
	YIYI H6657-220MNB	YIYI 4200P-01
P2	JWT C4202H02-4P	JWT C4202TOP-2e-HCS
	WST P4-I42002	JWT C4202TOP-2
	YIYI H6657-204M	YIYI 4200P-01
		WST I42002KS-2#
P3,P5,P6	JWT C5082H02-4P	JWT C5083T2P-2
		JWT C5083TOP-2
	WST P4-A10202	WST A10219PS-2
	YIYI H6680-2M	WST A10202PS-2
P4	JWT A3811H00-D5P-HF	JWT A3811TOP-D00
	WST P5-I12707	WST I12707PS-00
	YIYI H6672-1B	YIYI T6672-94

台達電子工業股份有限公司
DELTA ELECTRONICS, INC.

Drawn: 梁會云 04/23'15
Design: 唐俊偉 04/23'15

THESE DRAWINGS AND SPECIFICATIONS ARE THE PROPERTY OF DELTA ELECTRONICS, INC. AND SHALL NOT BE REPRODUCED OR USED AS THE BASIS FOR THE MANUFACTURE OR SELL OF APPARATUS OR DEVICES WITHOUT PERMISSION.

THIRD ANGLE PROJECTION
Description: PHYSICAL DIMENSIONS OF POWER SUPPLY

DIMENSIONAL TOLERANCES () () () ()
UP-100 : ±0.25 DECIMALS UP-100 : ±0.2 250-300 : ±0.4 UP-400 : ±1.5
>30-100 : ±0.35 X : ±0.3 100-150 : ±0.25 300-350 : ±0.45 600-900 : ±2.4
+100-300 : ±0.5 X,X : ±0.2 100-200 : ±0.3 350-400 : ±0.5 900-OVER : ±1.1
ABOVE 300 : ±0.6 X,X,X : ±0.1 200-250 : ±0.35

A1 Part No. PD-150AB-5 B REV. 00
SHEET 1 OF 1 ISSUE DATE: 04/23'15

* IS CRITICAL DIM WHICH MUST BE MEASURED